

# The Lookout

News of the Tillamook Forest Center

## Inside

Thoughts from the Director  
Page 2

Join the TFC team  
Page 2

Become a center supporter  
Page 3

Updated steam donkey exhibit  
Page 4

Wilson River Trail hiking  
Page 5

Summer berries  
Page 6

Healthy forests, healthy birds  
Page 7

Fire resistant plants  
Page 8

Save the date!  
Page 9



HONORING A CENTURY OF SERVICE

## Celebrating a century of service

Darren Goodding

2011 marks the 100<sup>th</sup> anniversary of the Oregon Department of Forestry (ODF). The Department of Forestry has come a long way in these past 100 years, transforming from primarily a fire fighting organization to one that skillfully handles a multitude of responsibilities.

Here are some highlights of the work and accomplishments during the last century:

- **State Forests:** Currently, ODF manages 818,807 acres of forestland for a variety of environmental, economic, and social benefits.
- **Private Forests:** Almost 11 million acres of forestland in Oregon are privately owned and these lands are managed for a variety of uses. ODF administers the Oregon Forest Practices Act. The Oregon Legislature passed the Act in 1971, the first of its kind in the nation. The Act sets standards for any commercial activity involving the establishment, management, or harvesting of trees on Oregon's non-federal forestlands. It specifically provides safeguards for soil and water resources as well as fish and wildlife habitat.
- **Fire Protection:** Currently, ODF provides fire protection on approximately 16 million acres of land in Oregon, including all private and state-owned forestland, as well as Bureau of Land Management forests in western Oregon. This work includes not only fire suppression, but also fire prevention activities including working with homeowners and landowners to help make their properties safer and more defensible in the event of a fire.



*1930 Ford Model AA, 40 hp engine with 275 gallon water capacity. Trucks like this one were among the first used by wildland firefighting crews in Oregon. This replica pumper truck restoration was completed in 2011 by the Southwest Oregon District to commemorate the Department's 100<sup>th</sup> anniversary.*

If you would like to learn more about ODF's history, you can obtain a copy of "Honoring a Century of Service: The Centennial History of the Oregon Board of Forestry and the Department of Forestry," which is available for sale in the Tillamook Forest Center Gift Shop. You can also check out our Centennial Display in the gallery. Both of which provide two more reasons why you should come visit us soon.



Summer 2011 Issue  
Volume 5, Number 2

## Tillamook Forest Center

*Inspiring people to connect  
with the Tillamook State Forest.*

(503) 815-6800

(866) 930-4646

tfcnewsletter@odf.state.or.us  
[www.tillamookforestcenter.org](http://www.tillamookforestcenter.org)

### Staff

#### Director

Jim Quiring

#### Visitor Services Coordinator

Jen Warren

#### Visitor Services Assistant

Lisa Olsen

#### Program Coordinator

Chris Friend

#### Programming Specialists

Lauren Butz

Lisa Gibson

Sarah Lobner

#### Interns

Darren Gooding

Dan Tanksley

#### Facilities Coordinator

Darryl Anderson

#### Facilities Assistant

Doug Graham

#### Executive Director, Tillamook Forest Heritage Trust

Clark Seely

To regularly receive this free quarterly newsletter, please contact us. We appreciate your comments or questions on this publication or other forest activities.

## Celebrating milestones at the Center

April 1<sup>st</sup> marked a special day at the Tillamook Forest Center as our staff celebrated the Center's 5<sup>th</sup> anniversary. To recognize the milestone, visitors enjoyed cake and refreshments. Staff members shared stories of the Tillamook with school groups and Center visitors as everyone joined in celebrating the significance of the day.

Another milestone event came on July 9<sup>th</sup>, when our staff welcomed the 250,000<sup>th</sup> visitor to the Center. Just over 5 years into our Center's history it is significant that, according to visitor surveys, a large percentage of our visitors have both enjoyed their experiences and learned about the forest's many values in their lives. Among the quarter million individuals visiting the Center, more than 26,000 have come in scheduled school groups while another 18,000 visitors have joined in guided interpretive walks and talks presented by our staff.

Both of these celebrations have come during the Centennial year of our Oregon Department of Forestry. To mark this century of service, the Center has hoisted a banner over the front doors acknowledging the event and posted a special display describing the agency's first 100 years.

All of us at the Center are proud of our facility and work hard to represent the Department and its legacy in the best ways possible. We hope you'll find time to come out yet this year as we continue to celebrate these milestones.



## Join the TFC team!

Are you looking for a rewarding way to share your love of forests? Looking to get involved in your community or complete a service project? Are you a scout, in a youth group, a retired forester, teacher, carpenter or landscaper? Do you have a special skill or interest? If so, have you considered volunteering at the Tillamook Forest Center?

Your skills could be put to use maintaining the building and native landscaping, giving nature presentations about salmon, homesteading, forestry and more, answering questions about the local area, forests and history at our gift shop/reception desk, serving as a local historian capturing, cataloging and archiving historic materials, or...???

Our volunteer schedules are flexible and include opportunities such as work parties, day volunteering or on-site hosting!

If you're interested in joining our team as one of our valued volunteers, contact us for a volunteer application. Call (866) 930-4646 or stop in and see us at the Center. We can't wait to meet you!

  
Jim Quiring, Center Director



# What you can do to support the Tillamook Forest Center

If you have enjoyed or been touched by a program, exhibit or special moment at the Tillamook Forest Center and want to make sure the center can continue to provide excellent forest education opportunities, please consider offering your financial support. One hundred percent of all gifts go directly to education programs and activities at the Center. Here is a menu of ideas...every gift counts.



### Donor Trees: A Great Gift Idea...

The Trust invites you to show your support for the Tillamook Forest Center by "planting your tree" in a unique forest landscape sculpture located in the center's entry plaza. In recognition of your \$75 gift, your name or the name of the person you honor or memorialize will be engraved on a tree medallion which will be set against the forest backdrop created by the sculpture (see order form on this page).



### Trailside Benches Available for Sponsorship...

Made from Douglas-fir trees grown in the Tillamook State Forest, these benches provide visitors a moment to pause, rest and reflect with views to the Wilson River and the surrounding forest. An attractive brass plaque is inset into the back of the bench and can be used to honor or memorialize individuals or organizations. A limited number of rustic benches are available for a sponsorship gift at the \$2,500 level.

### Consider a planned gift...

A charitable gift may play a part in your overall estate plan. The Tillamook Forest Heritage Trust's experienced team is pleased to work with donors on life income gift plans, such as charitable remainder trusts, or estate gifts and bequests. Our team can also assist with charitable gifts of specialty assets.

### Cultural Trust Partner Means Tax Credit...

Keep in mind that the Tillamook Forest Heritage Trust is a qualified partner in the Oregon Cultural Trust, an innovative and widely-supported program for strengthening and preserving Oregon's arts, heritage and culture. Gifts to the Tillamook Forest Heritage Trust, made in concert with a gift to the Oregon Cultural Trust, qualify you for a tax deduction for both gifts and a tax credit, all while supporting important work related to our state's culture and arts.

For more information on making a gift, contact the Tillamook Forest Heritage Trust at (503) 815-6800.

## Yes! I want to help support the Tillamook Forest Center

Name \_\_\_\_\_

Address \_\_\_\_\_

City / State / Zip \_\_\_\_\_

Phone ( ) \_\_\_\_\_ Email \_\_\_\_\_

Enclosed is \$ \_\_\_\_\_ for \_\_\_\_\_ tree(s) @\$75 per tree

Here is my check

Please charge my Visa/Mastercard

Card # \_\_\_\_\_ Exp \_\_\_\_\_ CCV \_\_\_\_\_

Signature \_\_\_\_\_

In Memory of...  In Honor of...  Name Only

Name to appear on tree:

Line One:

Line Two:

Line Three:

The Trust is pleased to recognize donations made as gifts, or to honor or memorialize a special person. Send recognition of this donation to:

Name \_\_\_\_\_

Address \_\_\_\_\_

City / State / Zip \_\_\_\_\_

All gifts are tax deductible to the extent allowable by law. Donor trees are available on a first-come basis. If requesting more than one tree, please make photocopies of this form.

For more information on making a gift, contact the Tillamook Forest Heritage Trust at (503) 815-6800.



# What's new with our old steam donkey?

Chris Friend

Our largest exhibit item at the Tillamook Forest Center is the Tunnel Creek steam donkey, which was recovered from a remote location in the Tillamook State Forest after being abandoned in 1932. The recovery and reconstruction of our steam donkey is a great story, but one which we will save for a later date.

The steam donkey helped revolutionize the logging industry when it was introduced to the northwest woods in the late 1800s. It was a powerful machine that could haul in the massive Douglas-fir trees that were logged in this area. The "donkey" was powered by steam from a boiler that was heated with wood.

A typical steam donkey operation would have included a water pump to supply water from a nearby creek and a drag saw used to cut logs into firewood. A steam whistle was another essential item. When our "donkey" was found, the water pump was sitting nearby, however, the prized steam whistle was missing and there was no drag saw.

Fortunately, last fall, a drag saw and a steam whistle were donated to augment our steam donkey display.

The drag saw used a converted crosscut saw hooked to a flywheel that caused a back-and-forth motion similar to that of two men using the saw.

The steam whistle was used to signal the donkey operator what to do with the rigging while hauling logs into the landing. This was necessary as the operator was typically at the top of a ridge and the logs were somewhere over the edge, out of sight. The "whistle punk" would be stationed near the area where the chokers were being set so he could see what was going on. He would have a wire in his hand that would run up through the trees to the whistle mounted on the steam donkey.

Stay tuned. We plan to blow the whistle here at the Center for special occasions and it definitely will get your attention!



*Our donated drag saw is displayed alongside the steam donkey.*



*Once the drag saw was set in place – the operator merely stood back and watched it do the work. This allowed the crew to concentrate on splitting the rounds and feeding the fire box on the boiler.*



*Donated steam whistle*

# Take a hike...on the Wilson River Trail that is!

Dan Tanksley

One of our most popular trails in the Tillamook State Forest is the Wilson River Trail. This moderately difficult trail extends from Muesial Creek on the west to Idiot Creek Loop Road on the east; totaling 24.9 miles. The trail has recently been extended to these new locations by the Oregon Department of Forestry to further guide hikers and mountain bikers through lush forested areas, scenic river views, and also outstanding wildlife habitats.



*Wilson River view from the trail.*



*Horseback riding from the new Jones Creek Equestrian Trailhead.*

With several other trailheads that can still be accessed from this trail, it gives the option of making it a long journey or enjoying it in sections. The Wilson River Trail is also an exceptional adventure opportunity for campers and day-use visitors in this ever-changing forest, which now

includes a new horse staging area.

On August 19<sup>th</sup>, the Oregon Department of Forestry will officially open the new Jones Creek Equestrian Trailhead to provide horseback riders the long-awaited access to a segment of the Wilson River Trail. The trailhead is located just off of Oregon Highway 6, directly across from the entrance to Jones Creek Campground at the junction of North Fork Road and Cedar Creek Road. From the new parking area, equestrian trail riders will be able to access a 7.5 mile segment of the Wilson River Trail for an "out-and-back" ride to the Kings Mountain Trail junction totaling 15 miles. Come by the Tillamook Forest Center for information regarding all the new changes, and let our friendly and knowledgeable staff guide your next trip!



*Part of the Wilson River Trail.*



# A "berry" good reason to visit the Tillamook State Forest

Sarah Lobner

With many delicious berries ripe for the picking, summer is the perfect time of year to take a trip to the Tillamook Forest Center. Stroll along our trails and enjoy some tasty treats along the way! Here's the inside scoop on the bountiful berries you can eat:

**Thimbleberry:** Red, raspberry-like berry. Very sweet and delicious.

**Salmonberry:** Yellow, orange, or reddish berry, shape is similar to a blackberry. Flavor ranges from sour to sweet.

**Red huckleberry:** Bright-red, round berry, shape is similar to a blueberry. Flavor ranges from very tart/sour to semi-sweet.

**Trailing blackberry:** Dark purple to black berry, low to the ground, berries are much smaller than the non-native Himalayan blackberry. Very sweet and juicy.

**Wild strawberry:** Red, very small, hairy strawberry. Sweet and delicious.

**Black raspberry/Blackcap:** First red then becoming purple or black, hairy raspberry. Sweet and mild.

**Oregon grape:** Dark blue or purple, small berries in a cluster. Flavor is very tart, sometimes referred to as "sour grapes."

**Evergreen huckleberry:** Deep purplish-black, shiny berry. Flavor is sweet but somewhat musky in taste. Best flavor is reached after the first frost.

It is always important to **know what you are picking** before attempting to eat anything from the forest. There are some poisonous "fruits" to stay away from!

- **Baneberry:** Red -OR- white, smooth, glossy, round "berries" in a cluster at the top of the plant. (Red is more common.) As few as 6 "berries" can cause vomiting, bloody diarrhea or even death! Stay far away from these seriously poisonous imposters!
- **Red elderberry:** Bright-red, small, round berries in a cluster. Although these can be COOKED and made into jam or jelly, they are NOT EDIBLE WHEN RAW! RAW berries cause nausea and can make you sick. Always COOK these berries if you want to eat them.
- **Snowberry:** White clusters of "berry-like" fruits. These are poisonous and have been given names such as 'corpse berry' or 'snake's berry' in many languages. Stay clear of these harmful buggers!

Enjoying edible berries of the Tillamook State Forest is a fun activity for everyone. We hope you enjoy the many flavors of the forest. Happy picking!

## Healthy Forests, Healthy Birds

Lauren Butz

We've all seen this familiar sight: an adult bird, beak filled with moss and twigs, staking out a section of yard to claim as her own. She, along with her mate, will incubate their eggs, brood their hatchlings, and continue to feed their fuzzy fledglings for several weeks after they learn to fly. You may even see the pair start a second brood while the first brood gains independence, as we saw with our resident American dippers (*Cinclus mexicanus*) and barn swallows (*Hirundo rustica*) this spring at the Tillamook Forest Center. It was extraordinary to watch the progression of eggs to independent fledglings over what seemed like a quick two months!



*The American dipper eats aquatic insect larvae, many species of which can live only in good water quality.*




*Our resident barn swallows started a second brood in July after this brood fledged in June.*

The presence of these birds and their prey are a good indication of the health of our forest.

For example, dippers, which are aquatic songbirds that feed

mostly on aquatic insect larvae, small fish, and fish eggs, are indicators of healthy streams. Three of their food sources, caddisfly larvae, stonefly nymph, and mayfly nymph, are generally pollution-intolerant, and their abundant presence




this spring in the Wilson River signifies good water quality. We can assume that because of the dipper's reproductive success—two broods of three chicks each—they must have had access to abundant prey, and thus the Wilson River is healthy.

How do we keep our creeks, streams, and rivers healthy? The health of our forest is in part dependent on how we manage our forest. Under the Oregon Forest Practices Act, the Oregon Department of Forestry must protect forest resources, including water, fish and wildlife habitat, soil, and air on all non-federal land. In fact, the Oregon Department of Forestry enhances water quality by protecting riparian buffer zones, creating safe fish passage culverts, and working in partnership with the Oregon Department of Fish and Wildlife. We hope that our resident dippers continue to find reproductive success under our suspension bridge for years to come, over the clean, sparkling Wilson River.



# Fire resistant plants for your home landscaping

Lisa Gibson



This is the time of year that foresters have the possibility of wildfires in mind. They want you to think about it too, if you live near a forested area. Wildfires can cause devastating damage to homes as they spread. Although firefighters do their best to protect homes, property owners can also reduce fire risk.

The most important thing property owners can do is create defensible space. This is a non-combustible buffer zone of at least 30 feet around your home. This zone reduces the risk and intensity of a wildfire starting or spreading to your home. A larger buffer may be recommended depending on the slope of your lot.

The second thing you can do is to minimize flammable plants around your home. You can do this by choosing fire-resistant plants, which do not easily ignite or add a lot of fuel to a fire. Finding plants that are resistant to fire is not as difficult as you might think. Many plants native to this area are fire-resistant, add beauty to your landscape, and require minimal care.



Some great examples:

Scientific Name	Common Name
<i>Epilobium angustifolium</i>	Fireweed
<i>Lupinus species</i>	Lupine
<i>Gaultheria shallon</i>	Salal
<i>Acer circinatum</i>	Vine maple
<i>Holodiscus discolor</i>	Oceanspray
<i>Rosa woodsii</i>	Wood's rose
<i>Acer macrophyllum</i>	Bigleaf maple
<i>Alnus rubra</i>	Red Alder

Keep in mind that even fire-resistant plants can burn, especially if they are not kept in healthy condition. Some of these plants may be available at your local nursery. If you cannot find it there, log on to the Oregon Nursery Association website at: [www.nurseryguide.com](http://www.nurseryguide.com) and click on "Search Plants" to type in the name of the plant you want and generate a list of nurseries where it is available.

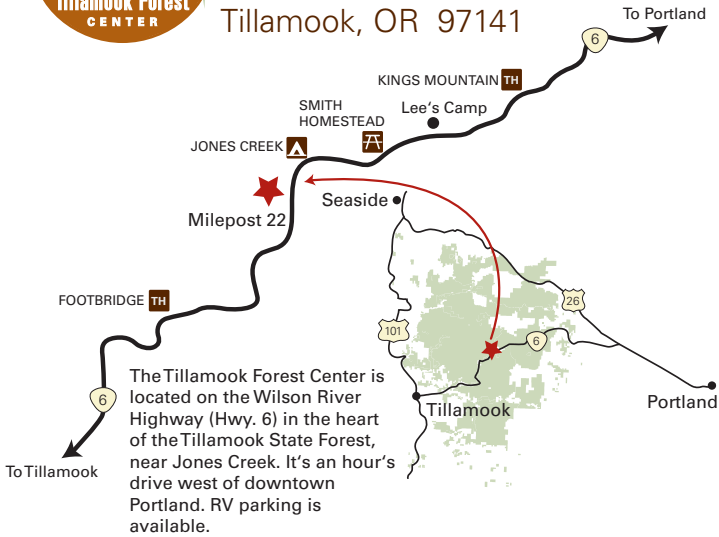
To learn more about defensible space and fire-resistant plants, go online to [www.firewise.org](http://www.firewise.org) and click Homeowners in the menu on the right side of the page or go to [www.oregon.gov/ODF/homewildfiresafety.shtml](http://www.oregon.gov/ODF/homewildfiresafety.shtml) and scroll down to defensible space.





# Tillamook Forest Center

45500 Wilson River Highway  
Tillamook, OR 97141



The Tillamook Forest Center is located on the Wilson River Highway (Hwy. 6) in the heart of the Tillamook State Forest, near Jones Creek. It's an hour's drive west of downtown Portland. RV parking is available.

## Please Note!

Summer hours continue through  
September 6.

We are currently **OPEN** 7 days a week,  
10:00 am to 5:00 pm.

Fall hours begin on September 7.

We will be **OPEN** Wednesday - Sunday,  
10:00 am to 4:00 pm.

The Center will be **CLOSED** on  
November 11 for Veteran's Day and  
November 24 for Thanksgiving.



## Mark Your Calendar

**Don't miss an issue!**  
Please contact us to  
update your address.

### Important DATES!

Celebrate the forest at our annual event,

### Return from the Burn August 20 & 21

Attend programs, see a vintage fire  
truck, do crafts, and meet Smokey Bear  
at this fun event.



Tiger lilies like  
this one were  
abundant on the  
trail in mid-July  
this year.

Check our **website**  
for upcoming  
programs!

Craft a beautiful wreath with us.

### Our annual wreath making workshop is on November 26 & 27

We provide the supplies and instruction; you come to  
enjoy making your own wreath by the fireplace and  
drinking hot cocoa! Check our website in November for  
details on registration and materials cost.