

# The Lookout

## News of the Tillamook Forest Center

### Inside

**A Message From the Director**  
Page 2

**Tillamook Forest Heritage Trust**  
Page 3

**Naturalist Notes**  
Page 4

**Upcoming Programs**  
Page 5

**At Your Leisure**  
Page 7

**Hugh Hayes Artwork**  
Page 7

**Volunteer Recognition**  
Page 8

**Volunteer Opportunities**  
Page 8

**We Love Getting Letters**  
Page 9



## Native American Storyteller Ed Edmo to Speak

Internationally acclaimed traditional Native American storyteller Ed Edmo will come to the Tillamook Forest Center on October 7, 2007 to share stories and information on Native American culture in Oregon. Ed will make presentations at 11:30 AM and 1:30 PM and will also be available to talk with visitors and answer questions through the day.

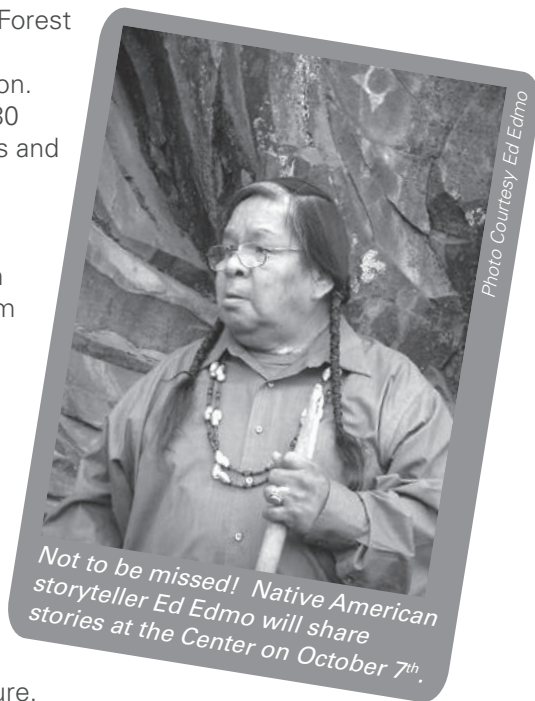
During his visit to the Center, Ed will share traditional Native American stories from Oregon and the Pacific Northwest, including stories from the Tillamook and the Kalapuya. One Kalapuyan story is titled "How Coyote Stole Water from Frog." In another story visitors will learn about Dash'Ka'Ya, the monster woman with long hair, claws for fingers and scraggly teeth. Other stories will tell how Coyote made the Columbia River and how he placed the stars.

A Native American with Shoshone-Bannock tribal affiliation, Ed is an accomplished poet, playwright, performer, traditional storyteller, tour guide and lecturer on Northwest tribal culture.

He conducts workshops, traditional storytelling performances, dramatic monologues and lectures on such issues as cultural understanding and awareness, drug and alcohol abuse, and mental health. Ed enjoys working with both children and adults in educational or other settings.

Since 1986, Ed has narrated the production "Children of the Raven" for the Eugene Ballet Company. In 1995, he joined the Eugene Ballet Company's world tour performing "Through Coyote's Eyes: A Visit with Ed Edmo" in Syria, India, and Jordan. Ed adapted the Klickitat legend, "Bridge of the Gods" for the Tears of Joy Puppet Theatre in 1997, with a National Endowment for the Arts Grant, marking his most recent success in playwriting. In 1998, Ed taught "Legend as Drama" at the Longhouse of Evergreen State College. He has also been published in a variety of national and international books and periodicals.

Ed currently works with the Oregon Folklife Program at the Oregon Historical Society and serves as a consultant to the Smithsonian Museum of the American Indian. Ed lives in Portland, Oregon, with his wife, Carol, his daughter, Se-ah-dum, and his granddaughter. We are excited to welcome Ed to the Tillamook Forest Center.



*Not to be missed! Native American storyteller Ed Edmo will share stories at the Center on October 7th.*

*Photo Courtesy Ed Edmo*



Fall 2007 Issue  
Volume 1, Number 4

## Tillamook Forest Center

*Inspiring people to connect  
with the Tillamook State Forest.*

(503) 815-6800  
(866) 930-4646

tfcnewsletter@odf.state.or.us  
[www.tillamookforestcenter.org](http://www.tillamookforestcenter.org)

### Staff

#### Director

Jim Quiring

#### Office Manager

Gail Barnhart

#### Education Coordinator

Kris Babbs

#### Interpretation Coordinator

Chris Friend

#### Programming Specialists

Michelle Balfe

Denise Berkshire

Joshua Hudson *(seasonal)*

Donna McNeely *(seasonal)*

#### Facilities Specialist

Darryl Anderson

#### Office Specialist

Melyssa Graeper

#### Gift Shop Coordinator

Jen Warren

#### Executive Director, Tillamook Forest Heritage Trust

Doug Decker

To regularly receive this free quarterly newsletter, please contact us. We appreciate your comments or questions on this publication or other forest activities.

## From the Director


Within the walls of the Tillamook Forest Center we celebrate the history of Oregon's northwest forest landscape. Here we recall the diverse primeval forests that evolved in this region over countless thousands of years. Looking closely at these naturally occurring forests we see that they included a mixture of forest stands with openings caused by wind storms and fires. Considering these early forested landscapes we discover a classroom in which we learn lessons that inform our approach to managing the forest today.

Human history in the Tillamook State Forest is rich and full of remarkable stories. Native people of many tribal affiliations lived in and around the forest for more than 10,000 years. The Tillamook, Clatsop and Kalapuya people all held deep connections. Their lives were, in part, shaped by the forest while they, in turn, had influence on the forest.

By the 1800s, explorers, trappers and settlers began arriving in the Pacific Northwest. Each of them, in a variety of ways, was affected by the dense forests while also having their own effect. As logging spread through the region, forests dramatically changed. And forest fires, started by logging operations, caused further, far-reaching changes. Following the great fires of the Tillamook Burn, a remarkable tree planting campaign hastened the "greening" of the forest and led to the Tillamook State Forest of today.

Our Center is a grand celebration of this rich forest history. Through our interactive exhibits, award winning film "Legacy of Fire," and our staff-guided programs, the stories of the Tillamook State Forest are brought to life each day.

In coming months, the Center will offer a series of special programs and activities that recall aspects of this forest legacy. See the calendar of events on pages 5 and 6 for more information. Please come and join us for some of these events and celebrate our rich and beautiful Tillamook State Forest.



Jim Quiring

## Visitor Feedback

Our guest book is filled with many memorable thoughts from our visitors. Look for their quotes throughout the newsletter.


*"I've been here many times, every time it gets better."*

*"Beautiful site, beautiful building, very friendly staff"*

*"I've been to hundreds of centers and this is by far the best!"*



*Tillamook Indian women, Maggie and Lizzie Adams, depended on the Tillamook Forest for materials.*



*Loggers in the late 19<sup>th</sup> and early 20<sup>th</sup> centuries helped shape the forest that surrounded them.*



# Donor Support Fosters New Opportunity

Thanks to new and continuing donors for your enthusiastic support for the Tillamook Forest Center. When you visit, you'll note that the donor tree sculpture out front is filling up fast. Below is the list of donors since the last edition of The Lookout.



The Trust is preparing to offer the first annual James E. Brown Forest Education Grant. This \$2,000 grant is designed to help teachers or youth leaders plan, develop or conduct forest learning activities associated with the Tillamook State Forest. Applications are due on Friday, October 16th and the grant will be awarded in January 2008. For more information, check the Trust's page at [www.tillamookforestcenter.org/about\\_04.html](http://www.tillamookforestcenter.org/about_04.html) or call Doug Decker at (503) 359-7474.

## Our Growing List of Friends and Supporters

*A special thanks to all who have made donations to the Trust on behalf of the Center since the last newsletter:*

Vic Affolter, Hans and Tammy Arenz, Don and Randi Biedscheid, Richard Buscher, Marvin and Marcia Coats, Cindi Dale and Tod Feuerman, Janiece Day, Mark Eaton, Estacada School District, Deborah Fellman, Jim and Dorene Fisher, Mary Lou Fults, Kenneth and Linda Gibson, Andrew Haboush, Jasper and Jan Hames, Maria Harvey, Ned and Sis Hayes Jr., Carrie Henningsen, Joshua Hudson, Jesse Janes, SueAnn and Doug Johnson, Nancy Knife, Ruth LaFrance, Lane County Small Woodlands Association, Dennis and Delores Lauber, Carol Lewis, Karen Lund, Britt and Carla Madison, Vicci Martinazzi, Clarence and Rosemary Meyer, Lester and Phyllis Miller, Russ and Evelyn Mitchell, Joyce Morris, Elizabeth Morrow, Michael Paxton, Jim and Margaret Peterson, Betty Ramsey, Sandra Randleman, Doreen Ring and Ken Spidal, Ella Seiffert, Sharon Streeter, Margaret Tilden, Tillamook Clatsop Chapter SAF, Grant Troyer, Katie Windlinx, Laurel Whitehurst, and Beverly Whiting.

*For more information on making a gift, contact the Tillamook Forest Heritage Trust at (503) 359-7474.*

## Become a Center Supporter

If you'd like to join our ever-growing list of supporters, consider giving a Donor Tree. These gifts (see order form on this page) allow you to "plant your tree" in a unique forest landscape sculpture located in the Center's entry plaza. In recognition of your \$75 gift, your name, or the name of the person you honor or memorialize, will be engraved on a tree medallion which will be set against the forest backdrop created by the sculpture. All donor tree gifts are acknowledged with an attractive certificate.

Many other donation opportunities are available, call us for details. As you make your charitable giving decisions, we invite you to keep the Tillamook Forest Center in mind. Please contact the Tillamook Forest Heritage Trust at (503) 359-7474 for more information on various donation opportunities.

**Yes!** I want to help support the Tillamook Forest Center

Name \_\_\_\_\_

Address \_\_\_\_\_

City / State / Zip \_\_\_\_\_

Phone ( ) \_\_\_\_\_ Email \_\_\_\_\_

Enclosed is \$ \_\_\_\_\_ for \_\_\_\_\_ tree(s) @\$75 per tree

Here is my check

Please charge my Visa/Mastercard

Card # \_\_\_\_\_ Exp \_\_\_\_\_

Signature \_\_\_\_\_

In Memory of...     In Honor of...     Name Only

Name to appear on tree: EDWARD

Line One:

Line Two:

Line Three:

The Trust is pleased to recognize donations made as gifts, or to honor or memorialize a special person. Send recognition of this donation to:

Name \_\_\_\_\_

Address \_\_\_\_\_

City / State / Zip \_\_\_\_\_

All gifts are tax deductible to the extent allowable by law. Donor trees are available on a first-come basis. If requesting more than one tree, please make photocopies of this form.



# Naturalist Notes (Denise Berkshire)

Summer's over/school's back in session/plants & animals prepare for colder months ahead. Frosty mornings & warm afternoons = scarves and sunglasses throughout the day. Vine maple changes to fiery red and soon the eagles, mushrooms & salmon return.  
\* **Reminder- fire season can last through autumn-until the rains return.**

5/11/07

~ Young dippers find food in the Wilson River after they fledged last week. It's fun to watch them hopping around on the rocks.  
~ Bald eagle swooped visitors on the bridge ~a close-up view!

6/07/07

~ Cedar waxwings show off their courtship display of passing berries to each other for Joshua & his 5th grade field trip class.

7/15/07 - 7/27/07

~ Dispatched to Cottonwood Creek Fire in N. E. Oregon as Food Unit Assistant. Amazing how quickly a mini-city can be set up miles from anything. Total acreage = 8,100; resources (people) = 463. Once again the hardworking firefighters, and all who support their efforts, did "whatever it takes" to protect Oregon's forests. It's a big job protecting 16 million acres of private/state/BLM land.

8/07

~ Jones Creek campers cooling off in the low Wilson River  
~ Warblers are passing through on their migration south  
~ Fireweed almost done blooming = summer's almost over

**TO DO:** (Fall Focus = Culture)

- \* Prepare for Ed Edmo's Native American storytelling
- \* Gather artifacts for Archeology Celebration
- \* Select a recipe for forest fungi program
- \* Find best spots to observe salmon for November walk
- \* Collect cones, lichen, holly, etc. for wreath making



Chanterelle Mushroom - cantharellus cibarius




Jim Quiring Photo

Leaves crunch under your feet as you walk through the brisk fall air in the Tillamook Forest

Please help me find my seeds hidden under the fallen leaves



Start Here

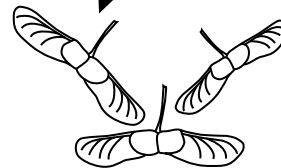


Solution on page 9

"The interactive displays are wonderful for old & young."

## Name Our Trails Contest!

The walking paths around the Center need names and we're asking you to help! Stop by the Center this fall for a map of the trails and enter your suggested names. The winners will receive a prize. Deadline for this contest is November 1<sup>st</sup>!



# Upcoming Programs



ODF Photo

Visit on September 15<sup>th</sup> & 16<sup>th</sup> to hear stories of the dedicated men and women who chose to be fire lookouts and see some of the equipment used by these dedicated individuals.

Fall in the forest is a beautiful time. Frosty mornings and warm afternoons amidst the falling leaves offer a quiet time to picnic and stroll the trails. This fall, Center staff are offering programs and events focused on culture and seasonal happenings. All events are **FREE** and open to **ALL AGES** (unless otherwise noted). This season, we hope you will *find yourself in the forest!*



Denise Berkshire Photo

Visit the Tillamook Forest Center this fall and enjoy the beauty of the forest and take in one of our fabulous programs!

## Programs at the Center

A full description of each program is available on our website at [www.tillamookforestcenter.org/calendar](http://www.tillamookforestcenter.org/calendar). All programs are held Saturdays and Sundays at 11:30 AM and again at 1:30 PM at the Tillamook Forest Center (unless otherwise noted).

### September 2007

1 <sup>st</sup> & 2 <sup>nd</sup>	Skullduggery	11:30 AM & 1:30 PM
8 <sup>th</sup> & 9 <sup>th</sup>	Pioneer Homestead Walk	11:30 AM & 1:30 PM
15 <sup>th</sup> & 16 <sup>th</sup>	Lookout Below! History of Fire Towers in the Tillamook State Forest	11:30 AM & 1:30 PM
22 <sup>nd</sup> & 23 <sup>rd</sup>	TeaTime – Tonics from the Forest	11:30 AM & 1:30 PM
29 <sup>th</sup> & 30 <sup>th</sup>	Dutch Oven Cooking	11:30 AM & 1:30 PM

### October 2007

6 <sup>th</sup> (Sat Only)	Fall Bird Migration	11:30 AM & 1:30 PM
7 <sup>th</sup> (Sun Only)	Guest Presenter: Ed Edmo Native American Storyteller	11:30 AM & 1:30 PM
13 <sup>th</sup> & 14 <sup>th</sup>	Oregon Archeology Celebration	ALL DAY
20 <sup>th</sup> & 21 <sup>st</sup>	Forest Fungi	11:30 AM & 1:30 PM
27 <sup>th</sup> & 28 <sup>th</sup>	Fall Forest Festival	ALL DAY



Photo Courtesy Anne Morin

October 7<sup>th</sup> Ed Edmo will share traditional Native American stories. To learn more about Ed and his presentations, see the story on page one, or [ededmo.tripod.com](http://ededmo.tripod.com).



ODF Photo

Celebrate Oregon Archeology Month October 13<sup>th</sup> & 14<sup>th</sup> for activities and presentations that focus on the history of the Tillamook State Forest. **Registration is required for some activities.**

*“Excellent presenters, thank you!”*



Jen Warren Photo

Join Oregon Department of Forestry staff October 20<sup>th</sup> & 21<sup>st</sup> to discover the fascinating life of mushrooms and other types of fungi.

# Upcoming Programs (continued)

## Programs at the Center (continued)

### November 2007

3 <sup>rd</sup> & 4 <sup>th</sup>	Lookin' for Lichen	11:30 AM & 1:30 PM
10 <sup>th</sup> & 11 <sup>th</sup>	Salmon Walk	11:30 AM & 1:30 PM
17 <sup>th</sup> – 25 <sup>th</sup>	Hugh Hayes Artwork	ALL DAY
24 <sup>th</sup> & 25 <sup>th</sup>	Holiday Wreath Making <i>(registration &amp; small fee required)</i>	11:30 AM

## Bluegrass Open Jam


Our monthly bluegrass jam is a celebration of the settlers that lived in the hills and mountains and composed music about their day-to-day life experiences. The Tillamook Forest has had its share of settlers and homesteaders and we certainly have our share of mountains. Bring your mandolins, fiddles, guitars and banjos and join in the fun! All ages and abilities are welcome. Open jams occur the first Sunday of each month.

*"Thank you!  
My 6 year old  
thoroughly enjoyed  
this"*

September 2 <sup>nd</sup>	1 PM
October 7 <sup>th</sup>	1 PM
November 4 <sup>th</sup>	1 PM

## Guided Hikes

Come out and enjoy the trails this fall! Please call (866) 930-4646 or register online at [www.tillamookforestcenter.org](http://www.tillamookforestcenter.org). Wear sturdy hiking boots, dress in layers, bring water and a lunch or snack. Optional equipment: binoculars, camera, field guides.



Chris Friend Photo

Join a guide on September 15<sup>th</sup> for a 2 mile hike along the Wilson River Trail.

**September 15<sup>th</sup> (Saturday)**  
**Jones Creek Day Use Area 11:00 AM**  
 Join us for a beautiful fall hike as the leaves begin to turn colors. We will see the "seven giants", animal homes, Lester Creek Falls and finish by peering into the deep pools of the North Fork of the Wilson River. The hike is two miles with a shuttle provided. Participants should meet at the Jones Creek Day Use Area. Follow the signs to Jones Creek Campground off Highway 6 near milepost 22.  
**Registration is required.**



Jen Warren Photo

October 27<sup>th</sup> & 28<sup>th</sup> enjoy carved pumpkin voting, creating Halloween crafts, storytelling and a program on fall creatures including spiders and bats.



November 17<sup>th</sup> – 25<sup>th</sup> visit the Center and see a display of Hugh Hayes art work. Some items will be available for sale in the gift shop.



Denise Berkshire Photo

November 24<sup>th</sup> & 25<sup>th</sup> join us to create a wreath to decorate your home during the winter season. Pine cone bird feeders and other small crafts will be available for younger children to make.  
**Registration is required.**

# The Tillamook State Forest — *At Your Leisure*

Donna McNeely

The excitement builds as you drive the winding curves on Highway 6 leading to the Tillamook Forest Center. Rounding that last turn the fire tower catches your eye. Wow, what a sight! What to do first? Climb the 40' fire tower? Explore the trails? Tour the Center and all its hands-on displays? Walk over the suspension bridge and look for fish below in the Wilson River? Attend one of many programs offered each day?

So much to do, but you decide to climb the wood and steel structure first. As you ascend the 72 steps leading to the catwalk at the top, you pause along the way to admire the young Tillamook State Forest. With each step you head back in time through the history of the forest to an era when towers such as this dotted the landscape.

## Calling All Lookouts!

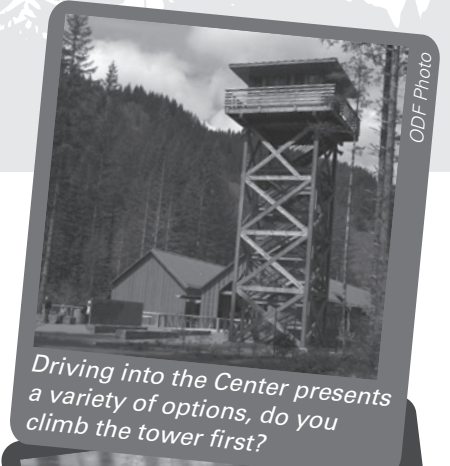


Were you ever a lookout in the Tillamook Forest? If so, we'd love to talk to you! We are looking for photos and stories from people who spent their summers perched high on a hill guarding the Tillamook Forest from fire. If you have something to share, please send an email to: [tfinfo@odf.state.or.us](mailto:tfinfo@odf.state.or.us).

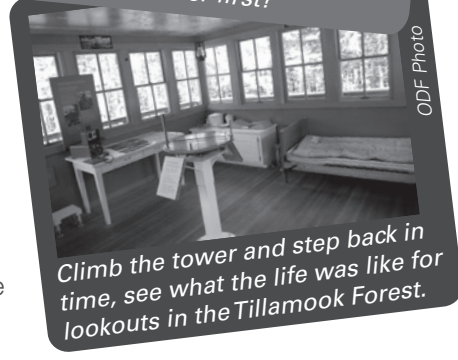
The door at the top of the stairs is open! You step inside to explore the replica fire tower and notice the Osborne fire finder located in the middle of the room—an original fire finder used on a lookout in the area. You also notice the cot with sleeping bag and wonder what it would have been like to sleep in a cabin on stilts. The radio catches your eye — it looks old! Indeed it is one of the original radios used in many fire towers. Why does the stool have glass legs? You read more and discover that the lookouts working in the towers stood on stools with insulated legs for safety during lightning storms. You also notice the books, cookware, minimal furnishings and you think how exciting, but solitary, the job of a lookout must have been.

So much to discover and learn about this important part of our history but...the forest is calling and you decide to head down the steps to the next part of your adventure. What will that be?

*Find out more about the history of fire towers in the Tillamook State Forest at the Center on September 15th & 16th. Programs are at 11:30 and 1:30. Hope to see you there!*



*Driving into the Center presents a variety of options, do you climb the tower first?*



*Climb the tower and step back in time, see what the life was like for lookouts in the Tillamook Forest.*

## Hugh Hayes, Visual Story Teller


### From Engineering Drawings to Forest Whimsy: A Half Century of Forest-Related Art

The Tillamook Forest Center will host a celebration and appreciation of artwork by Hugh Hayes, a long-time illustrator, draftsman and visual story teller. Hayes, age 93, worked for the Oregon Department of Forestry from the late 1930s until 1977. During this time he produced thousands of drawings and illustrations: everything from bridge and fire lookouts to cartoonish fire prevention materials. His distinctive look includes whimsical embers of flame scampering across the forest floor; illustrated maps of Oregon filled with characters and stories from east to west; stunning perspective drawings of lookout towers and forest guard stations. Hayes pursued other illustration work in his non-work hours, including house plans, advertising graphics and murals. Several of Hayes's murals were recently uncovered during remodeling work in a popular Salem ice cream parlor of the 1950s and are currently being renovated.

Come join us at the Tillamook Forest Center between November 17<sup>th</sup> and 25<sup>th</sup> to share Hugh Hayes's special perspective on forests, fire and fire prevention.



*Visit November 17<sup>th</sup> to the 25<sup>th</sup> to view artwork by Hugh Hayes, truly an original Oregon talent.*



*Many of the works that Hugh created are classic cartooned wildfire prevention reminders.*



# We Couldn't Do It Without Them


This summer the Center has been humming with the hard work of our gifted group of volunteers. It has been a regular bee-hive of activity here; from helping with special projects to greeting visitors in the Center, our volunteers help the Center run smoothly. We appreciate the important work that they do.



Darryl Anderson Photo

The new amphitheater will be a great program location for years to come. Thanks to Oregon Hunters Association and South Fork Forest Camp!

This summer we've been fortunate to add Bob and Twila Brooks to our growing cadre. The Brooks' have busied themselves as site hosts, working in the Center greeting visitors, working in the gift shop and helping out with maintenance projects. We are truly grateful for their effort and dedication.



Jen Warren Photo

Site hosts, Twila Brooks (L) and Margaret Peterson (R) greeted every visitor with a smile this summer.

In July, a group from the Oregon Hunters Association (OHA) headed by Leslie Shaw spent a rainy Saturday finishing our amphitheater. The group cleared and cleaned the area then placed log benches ready to welcome visitors. The amphitheater benches were built and delivered by Kevin Armstrong and his crew at South Fork Forest Camp. The OHA group also spent some time that same day hanging no shooting signs on the boundary of the recreation area around the Center and Smith Homestead. What a great hard working group of folks! Our heartfelt thanks go to OHA and to South Fork Camp.

## Volunteer Opportunities

Are you looking for a rewarding way to share your love of forests? Did you contribute to the Tillamook Burn in any way? Are you a retired forester? Do you have a special skill or interest? If so, have you considered volunteering at the Tillamook Forest Center?

### There are two types of volunteer opportunities:

- ① A **Day Volunteer** works a flexible schedule and may use Center transportation from the Forest Grove or Tillamook areas.
- ② An **On-Site Host Volunteer** lives in their own RV at a full-hookup facility on the Center grounds.

### Volunteer Positions

A few of the exciting opportunities at the TFC include:

- Leading school groups through our state-of-the-art exhibits and trails
- Giving nature presentations about salmon, homesteading, forestry and more
- Helping answer questions about the local area, forests and history at our gift shop/ reception desk
- Maintaining the beautiful building and native landscaping
- Serving as a local historian including capturing, cataloging and archiving historic materials

If you are interested in joining our team, please contact us for a Tillamook Forest Center volunteer application.



Jen Warren Photo

Site Host, Jim Peterson, spent time this summer sharing the history of the Tillamook Forest with Center visitors.



Denise Berkshire Photo

Jim Reeher joins the team every Friday bringing his vast knowledge of local cultural and natural history.



# We Love Getting Letters...

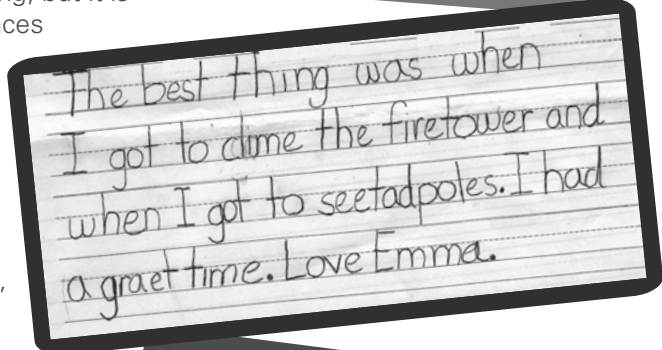
Kris Babbs

We take great pride in our education programs! Long before there was a Center, our staff worked with Kindergarten through 8<sup>th</sup> grade classes in remote locations on the Tillamook State Forest, equipped with a few canopies, our teaching gear, a port-a-potty and a lot of write-in-the-rain paper. Many teachers have shared the journey with us, participating in our evolving programs and experiencing new locations. As we continue to change and adapt to our new surroundings here at the Center, our top priority is keeping the number of students attending programs manageable, so that we are better able to focus on the quality of our programs and really get to know the teachers and students.

Since we opened the Tillamook Forest Center in April 2006, we have had nearly 6,500 students tour the facility and explore the forest. The Center is a huge asset for us in terms of teaching, but it is also important that our audiences continue to experience the forest ecosystem as they have always done, rain or shine. When we can't offer a guided program, teachers will still be able to bring their students to the Center and use its space, and the forest, to conduct their own self-guided learning expeditions. We have materials to help focus and guide the students and a facility that will accommodate all physical needs and learning levels. And best of all, its free!

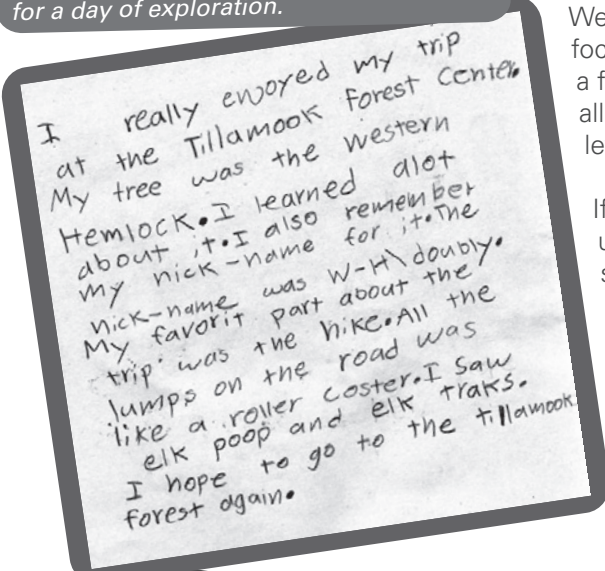
If you are a teacher, consider using a "tree-lined" path to student success by integrating classroom content with the forest itself. Registration on the web is easy and fast. Visit us at [www.tillamookforestcenter.org/events\\_01.html](http://www.tillamookforestcenter.org/events_01.html) or call (866) 930-4646 for more details about our programs.

*The Tillamook Forest Center frequently receives letters from school children showing their appreciation for forest education field trips.*




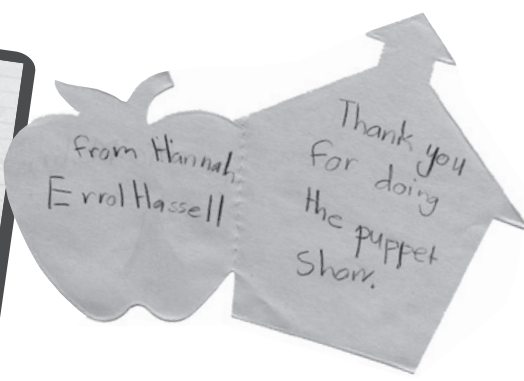
ODF Photo

*Students and parent helpers step out of the bus into the forest classroom ready for a day of exploration.*



Melyssa Graeper Photo

*Education Specialist Michelle Balfe teaches students about the freshwater life living in Cedar Creek.*



# Mark Your Calendar *(see inside for complete program calendar)*

**Important  
DATES!**

**Guest Presenter: Ed Edmo**  
**Native American Storyteller**  
11:30 & 1:30, October 7<sup>th</sup>

**Oregon Archaeology Celebration**  
All day, October 13<sup>th</sup> & 14<sup>th</sup>  
*Registration is required for some activities*

**Fall Forest Festival**  
All day, October 27<sup>th</sup> & 28<sup>th</sup>

**Hugh Hayes Artwork**  
All day, November 17<sup>th</sup> – 25<sup>th</sup>

**Holiday Wreath Making**  
11:00, November 24<sup>th</sup> & 25<sup>th</sup>  
*Registration is required*

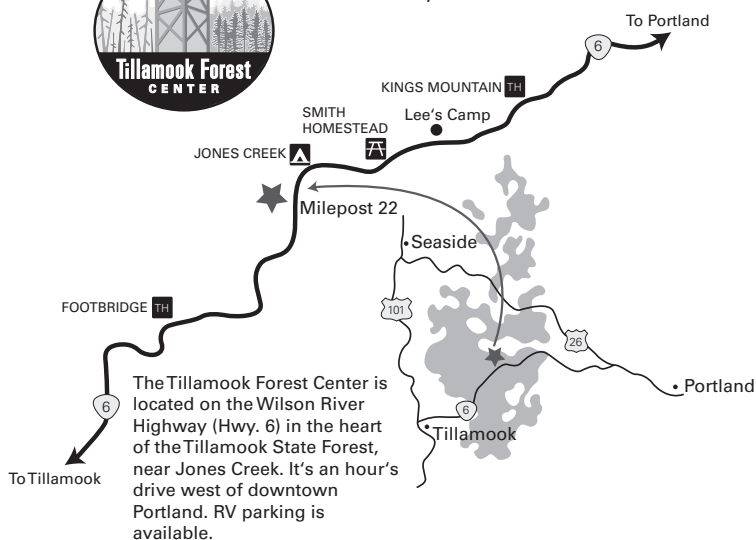


*A carpet of fallen leaves decorates the Smith Homestead Forest Learning Shelter for the fall season*

*To save paper and costs, consider receiving this newsletter by email in the future. Contact us at [tfcnewsletter@odf.state.or.us](mailto:tfcnewsletter@odf.state.or.us) to sign up.*



**Tillamook Forest Center**  
45500 Wilson River Highway  
Tillamook, OR 97141



### ***Our Fall Hours:***

*(Beginning September 5<sup>th</sup>)*

**Wednesday - Sunday**

**10 AM - 4 PM**

