

Trees of the Tillamook Agenda

On-site Activities (3 hours) | Four 30-minute rotations

Agenda

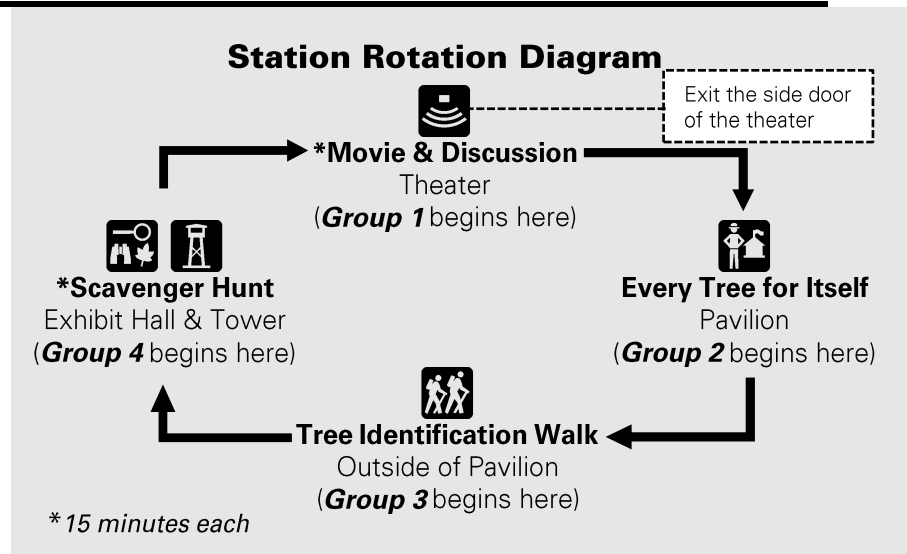
Meet/bathroom break/ODF introduction/split into groups/travel to 1 st rotation	10:00 – 10:30 (30 minutes)
1st rotation	10:30 – 10:55 (25 minutes*)
2nd rotation	11:00 – 11:25 (25 minutes*)
3rd rotation	11:30 – 11:55 (25 minutes*)
Lunch and Bathroom Break	12:00 – 12:25 (25 minutes*)
4th rotation	12:30 – 12:55 (25 minutes*)
Load buses and depart	12:55 – 1:00 (5 minutes)





* Allow 5 minutes travel time between stations to ensure your group arrives to the next station on time

Summary of Stations

- Prior to arrival, assign all chaperones and students into one of 4 groups: 1-2-3-4
- Each group contains **1 adult for every 5 students**. Adult chaperones guide students throughout the day from one station to the next.
- Each group travels to the next station according to the **Station Rotation Diagram**

Please refer to TFC vicinity map on the back of this agenda for locations



- 
Legacy of Fire Movie & Discussion | Theater (Teacher & chaperone-led)
 After the movie, chaperones facilitate a discussion and students answer the questions in their booklets. At rotation time, **exit out the side door** of the theater to the Forest Education Pavilion. Wait for staff to open the pavilion doors to begin the next rotation.
- 
Every Tree for Itself Activity | Forest Education Pavilion (TFC staff-led & chaperone-assisted)
 Playing the role of trees, students will engage in an activity of friendly competition. Chaperones will assist as volunteers during the activity and help manage the students.
- 
Trees of the Tillamook Identification | outside the pavilion (TFC staff-led & chaperone-assisted)
 TFC staff will lead students along the trails and explore the common trees of the Tillamook State Forest. Chaperones will assist as volunteers during the activity and help manage the students.
- 
Trees of the Tillamook Scavenger Hunt | Exhibit Hall & Lookout Tower (Teacher & chaperone-led)
 At the beginning of the rotation, half of the chaperones will guide their subgroups of students to explore the exhibit hall and the other half will explore the lookout tower. Students will record observations and discoveries in their scavenger hunt booklets (**provided**). Subgroups will rotate after 15 minutes spending half of the time in the exhibit hall and half of the time in the tower.

Map on other side →



River View Trail

Bridge
Back Entrance

Lookout Loop Trail



FOREST OF TODAY & TOMORROW

Exhibit Hall

Community Room

HANDPLANTED FOREST

Steam Donkey

Office

EARLY LIFE IN THE TILLAMOOK

Exhibit Hall

TILLAMOOK RANGE FOREST

Theater

Gift Shop

Lobby

Pond



Forest Education Pavilion



** Restrooms are located in the front lobby of the main building.

Kiosk

Front Plaza

Front Entrance

Lookout Loop Trail



Lookout Tower

Bus Shelter

To Parking Lot

** Please remember to use the **front entrance** or the **back entrance** when entering and exiting the building (i.e. avoid the side door near the pavilion).

** Please wait to enter the **Forest Education Pavilion** until staff are ready to let you in.